




Year 3 Homework—Stone Age—Autumn Term 2020

Homework in Year 3 will consist of spellings, as well as reading at home and learning multiplication tables, both of which are ongoing activities. The Stone Age grid below contains extra activities, which can be completed anytime throughout the Autumn Term. They can be brought in whenever an activity is completed.

<p style="text-align: center;"><u>Cave Art</u></p> <p>Make up your own story. It can be about anything you like, but tell it through pictures!</p> 	<p style="text-align: center;"><u>Library</u></p> <p>Borrow a book on the Stone Age, rivers, mountains, rocks and soils or forces and magnets from the library. Share it with your family or bring it to school.</p>	<p style="text-align: center;"><u>Cave Homes</u></p> <p>During the Stone Age, people lived in caves. If you had to live in a cave, what would it look like? Design your own cave or make a model of it.</p>
<p style="text-align: center;"><u>Stone Age Menu</u></p> <p>Stone Age people could not buy their food from the shop. Everything they ate had to be caught or collected. Write your own menu for a Stone Age dinner using the sort of ingredients that were available to them.</p>		<p style="text-align: center;"><u>Tools</u></p> <p>Research and make your own tools like those that were used in Prehistoric Britain.</p> 
<p style="text-align: center;"><u>Landscapes</u></p> <p>Research types of landscapes such as rivers and mountains and create a information sheet or leaflet. Add pictures and diagrams.</p>	<p style="text-align: center;"><u>Rocks and Soils</u></p> <p>Explore types of rocks and their properties and how rocks and soils are formed.</p>	<p style="text-align: center;"><u>Forces and Magnets</u></p> <p>Investigate what types of materials are magnetic.</p> <p>Use an object such as a toy car to explore how it moves on different surfaces, such as a carpet or a kitchen floor.</p>